



THRIVING COMMUNITIES

Thomajah Bishop, Jasmine Bryant, Jha'Niyah Holland, Caitlandt Southall

Thanks and Appreciation

Our Sponsors

- United Way of Greater Knoxville
- Southeast Sustainability Directors Network (SSDN)

Our Trainers

- Three³
- SEED
- Chris DeRolph and Tom Ruggles



GOAL OF THE PROJECT

Advance racial equity, strengthen Knoxville's neighborhoods, and build climate resiliency through increased social cohesion, educational outreach, and elimination of structural barriers to access and opportunity.

APPROACH

Through youth and community participatory action research, this work centers and amplifies the voice of the people

Meet the Group Members



Thomajah
Bishop



Jasmine Bryant

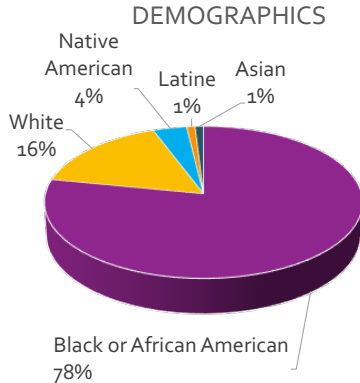



Jha'Niyah
Holland



Caitlandt
Southall

Project Process



March 2022

Training, Research Design and Interview Development



March thru May 2022

Data Collection and Data Input (119 interviews were completed)



June thru August 2022

Data Analysis and More Training (mapping, etc.)



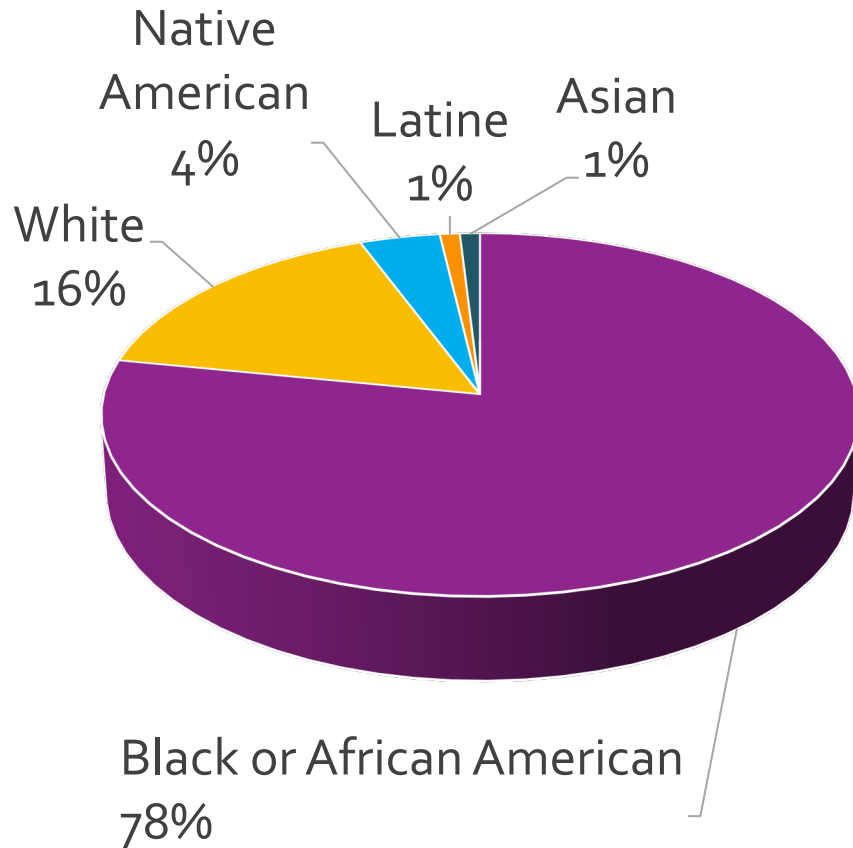
September thru December 2022

Background Research, Presentation of Findings, Community Engagement



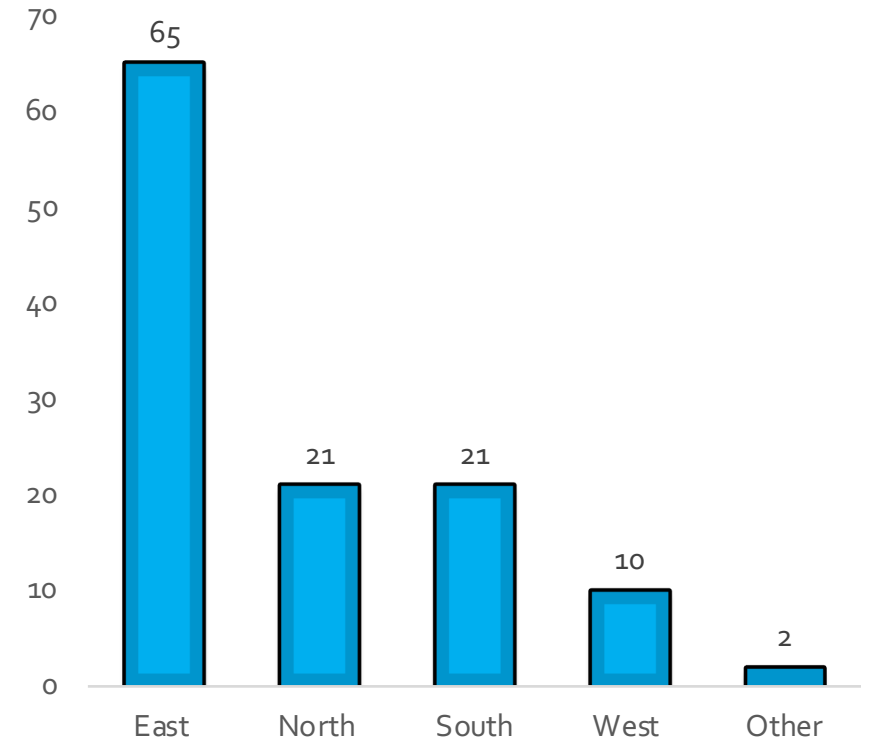
Sample Characteristics

DEMOGRAPHICS



The Average Respondent:

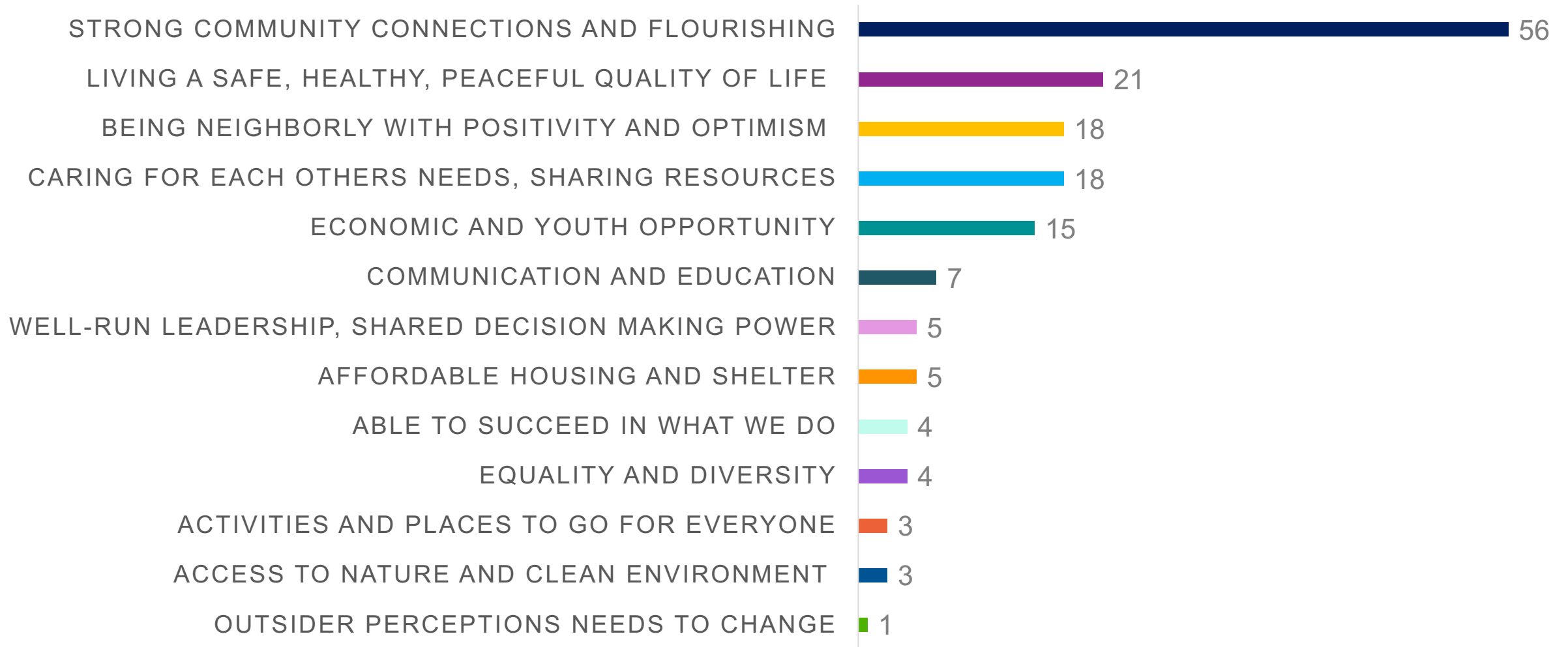
- Female
- African American
- 35 years old
- Lives in East Knoxville
- Rents their home
- Has lived in Knoxville for 9 years.



A total of 119 people participated in the interview project

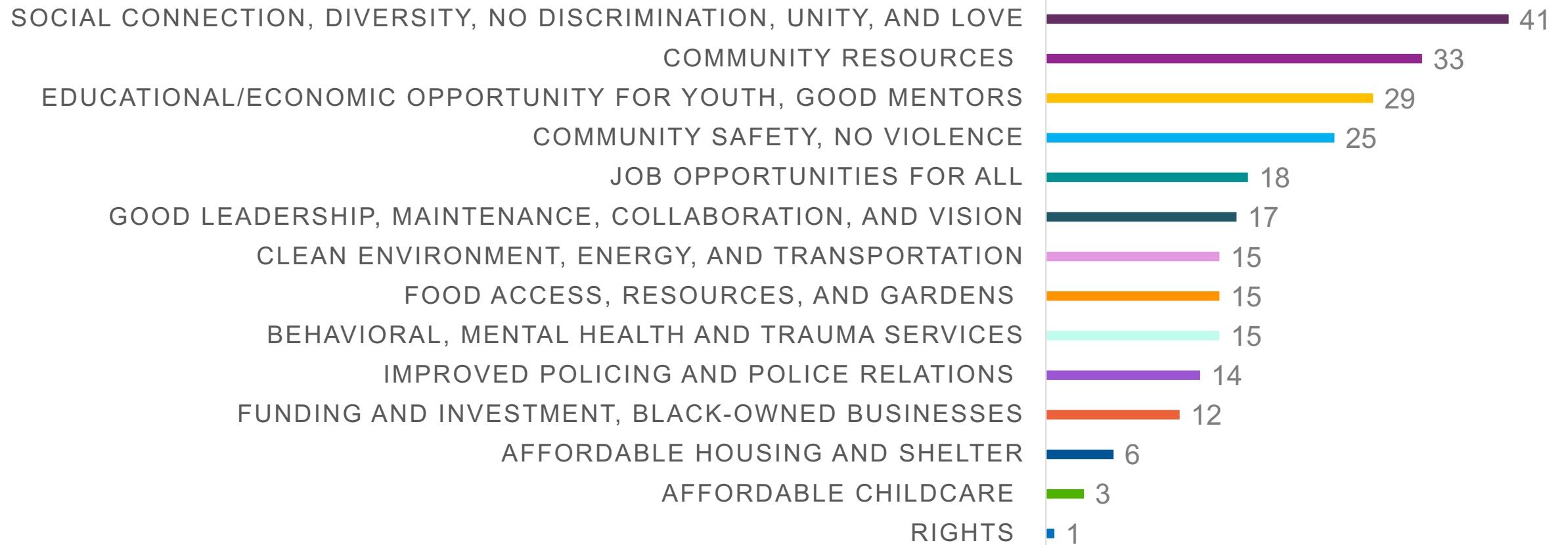
Defining Thriving

WHAT DOES IT MEAN FOR YOUR COMMUNITY TO THRIVE? (%)



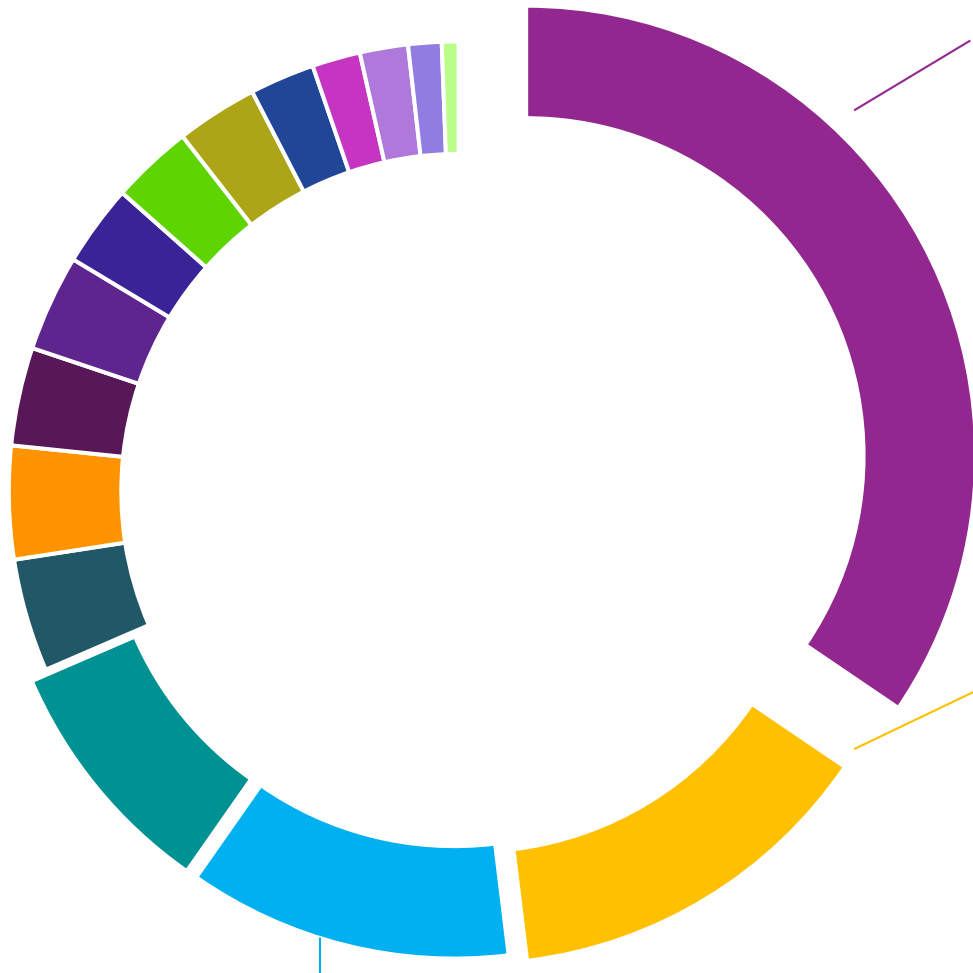
Creating a Thriving Community

WHAT ARE THE 3 THINGS THAT WOULD HELP YOUR COMMUNITY THRIVE? (%)



Community Issues

WHAT ARE THE MOST IMPORTANT ISSUES IN YOUR COMMUNITY?



52% of people said that violence, crime, gangs, and trauma in the community was one of the most important issues

20% of people reported drugs and substance misuse are biggest issues

18% of people mentioned poverty, lack of opportunity, and basic resources

- Violence and Crime, Gangs, Trauma
- Drugs or Substance Misuse
- Poverty, Lack of Opportunity and Resources
- Homelessness, Poor Housing, Rent Increases
- Food Access and Food Deserts
- No Mental Health Resources
- Public Transportation
- Lack of Youth Activities, Opportunities, Guidance and Education
- Lack of Economic Opportunity and Development
- Sex Work and Sex Trafficking
- Lack of Community Communication and Trust
- Speeding
- Policing and Police Brutality
- Area Needs to be Cleaned Up
- Lack of Services and Stores in General
- Mass Incarceration

Impact of Gun Violence on Community

■ East ■ North ■ South ■ West



27%

of people interviewed said that gun violence has had a large impact on their community.

■ East ■ North ■ South ■ West



only
13%

of people said that gun violence has had no impact on their community.

"Gun violence has caused a lot of trauma in my community, dealing with a lot of losses, at a young age."

"When you hear shooting, you immediately hit the floor. Cannot sit outside with children to play."

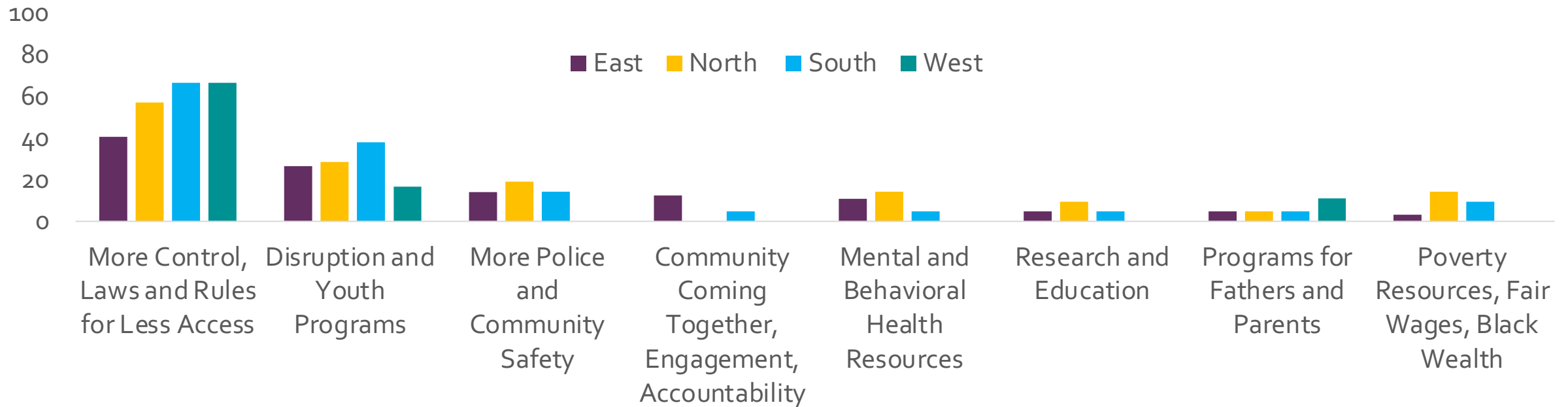
"Never recovery, just trauma after trauma."

"Diminished quality of neighborhoods."

"Nobody wants to live on the East Side because they feel unsafe."

Community Ideas to Address Gun Violence

What do you think needs to be changed to prevent future gun violence in your community?



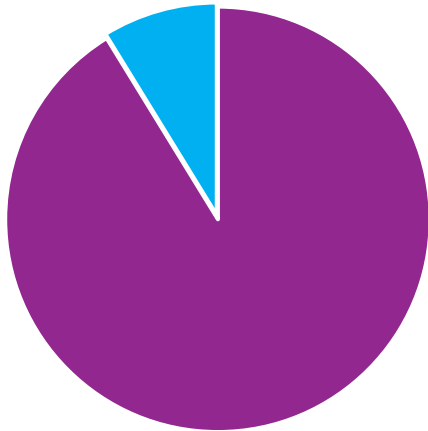
- People from all over Knoxville stated the need for more more gun control and less access to guns
- Other ideas focused on youth programs, and community safety and engagement

Background Research:

Community Engagement vs. Empowerment

Engagement

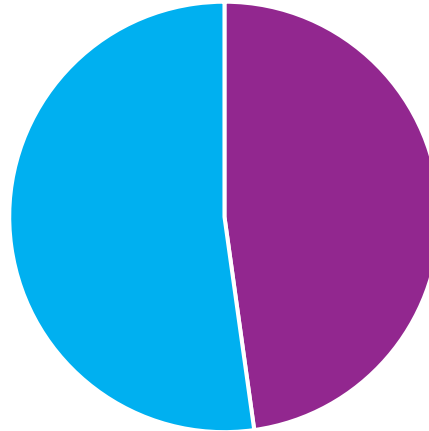
How important is community engagement to you?



■ Very important ■ Not important

Empowerment

Do you feel that you are able to participate in the decision making in your area?



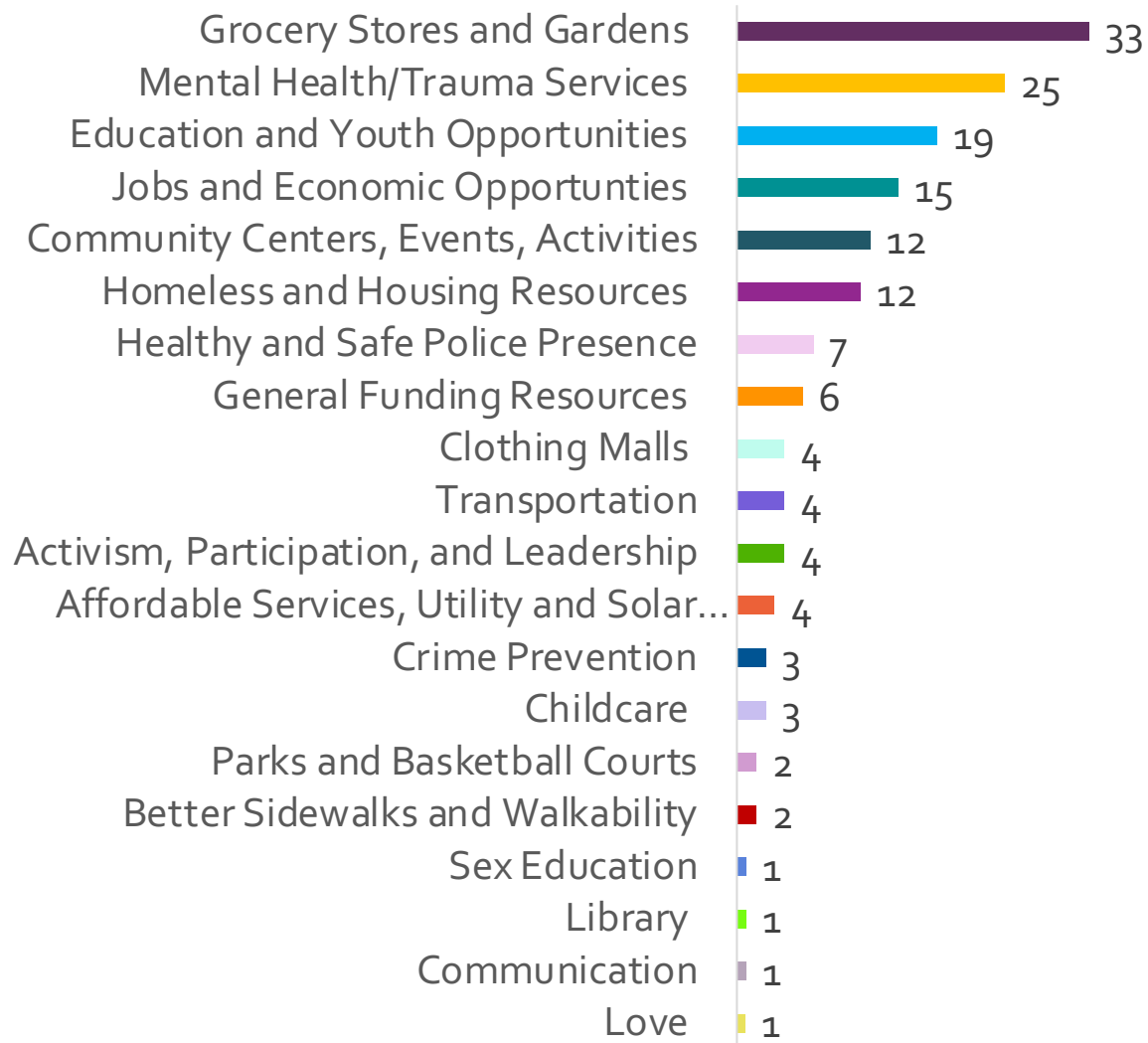
■ Yes ■ No

- Overwhelming number of surveyed people answered that community engagement was very important to them.

- Compare to survey answers for feeling able to participate in decision making in their area: Less than half surveyed people felt able to participate.

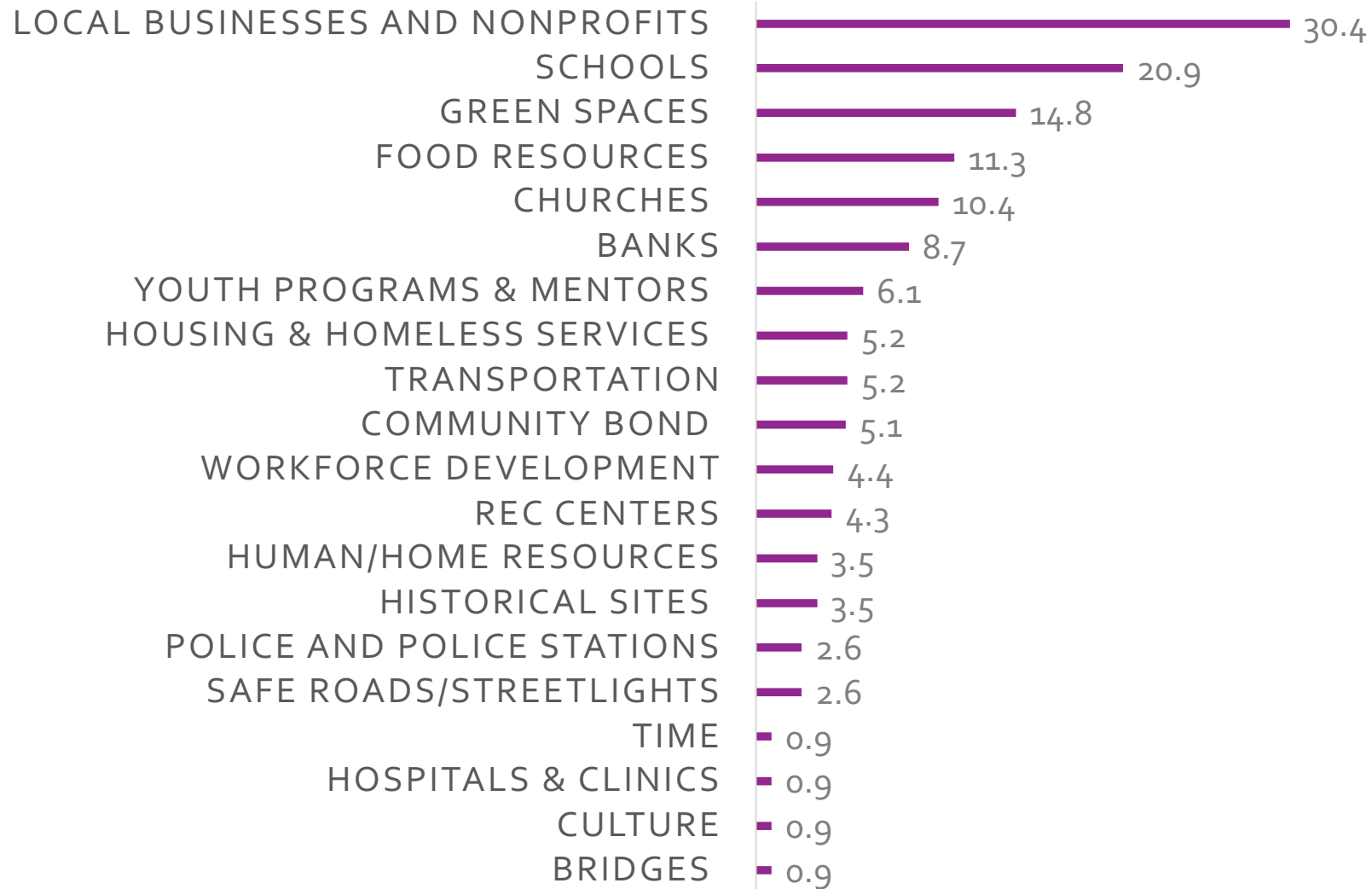
Community Resource Gaps

What resources are you lacking in your community? (%)



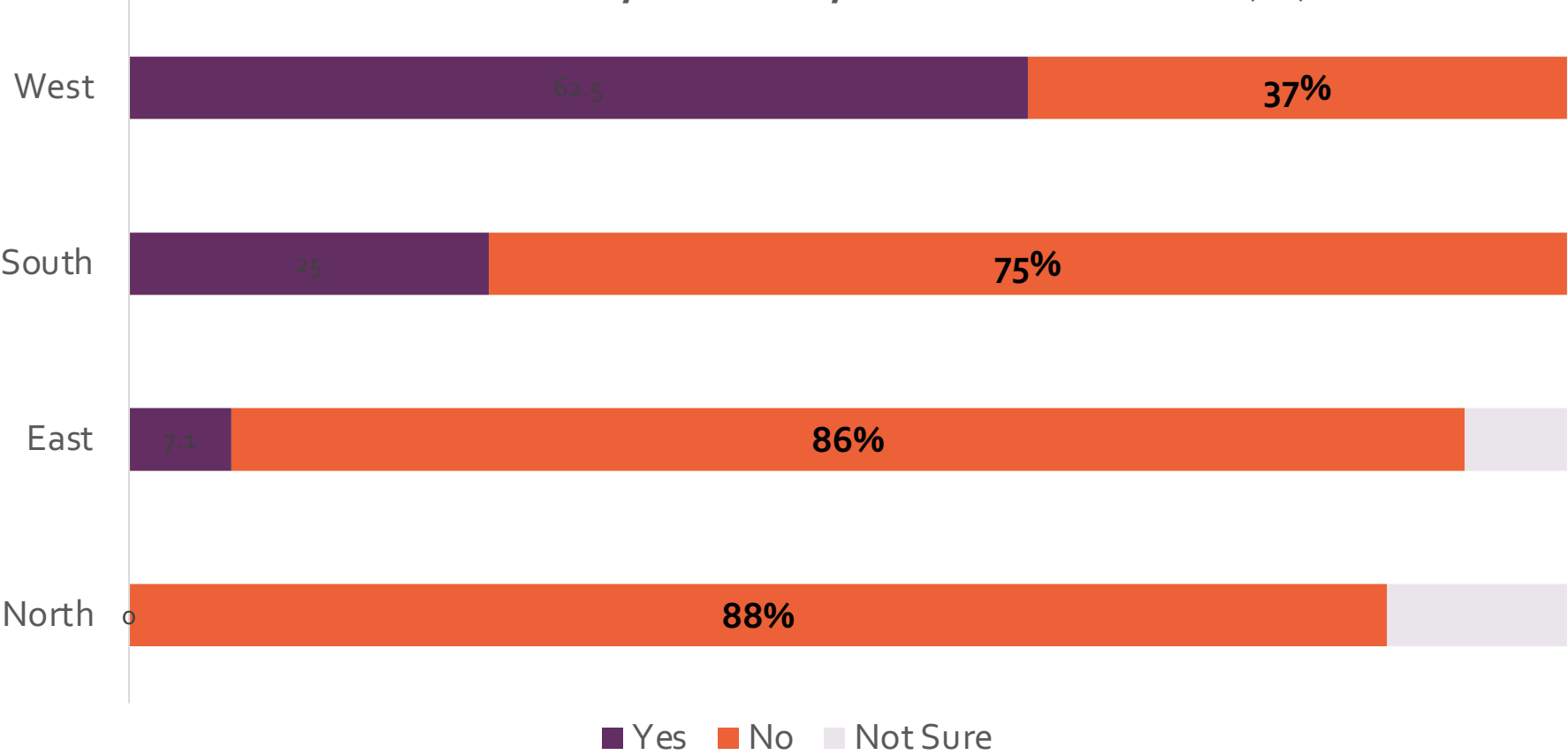
What are the most important assets in your neighborhood? (%)

Community Assets



Climate Preparedness

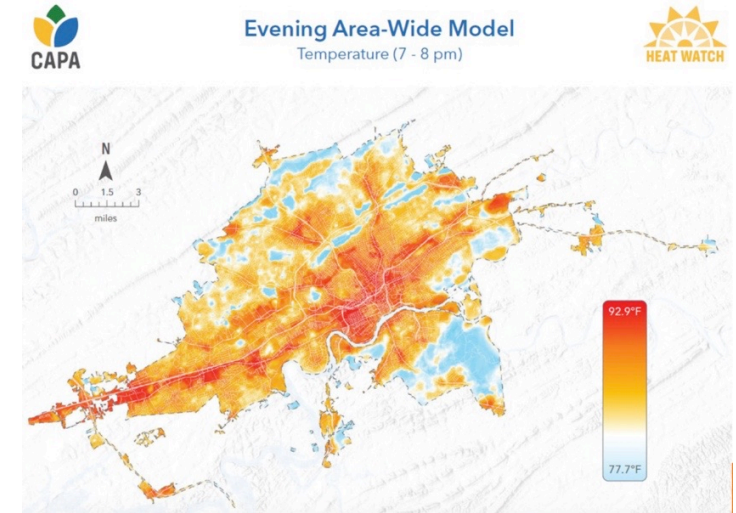

DO YOU THINK YOUR NEIGHBORHOOD IS PREPARED FOR CLIMATE DISASTERS LIKE FLOODING, STORMS, OR HEAT WAVES? (%)



Climate Preparedness

DO YOU THINK YOUR NEIGHBORHOOD IS PREPARED FOR CLIMATE DISASTERS LIKE FLOODING, STORMS, OR HEAT WAVES?

HOW COULD YOUR HOME OR YOUR NEIGHBORHOOD BE BETTER PREPARED FOR NATURAL DISASTERS? (%)



- The Knoxville Heat Mapping Project
- Some areas of Knoxville can be 15.7 degrees hotter than other areas of Knoxville
 - Researchers with the project state this is due to differences in ground surfaces, tree coverage, green spaces and closeness to highways.

Food Disparities: Lack of access to food/quality food

- Lack of food sources and food options in East Knoxville- the only grocery stores in the area are Save A lot and Kroger with limited nutrition options/quality food
- Food banks mostly through faith-based organizations/churches. Offer mostly canned goods, limited options
- Food map?

Housing Disparities in Knoxville's Urban Communities

33%

of people interviewed said that community resources are needed for a thriving community.

17%

of respondents reported that their community lacks economic opportunity.

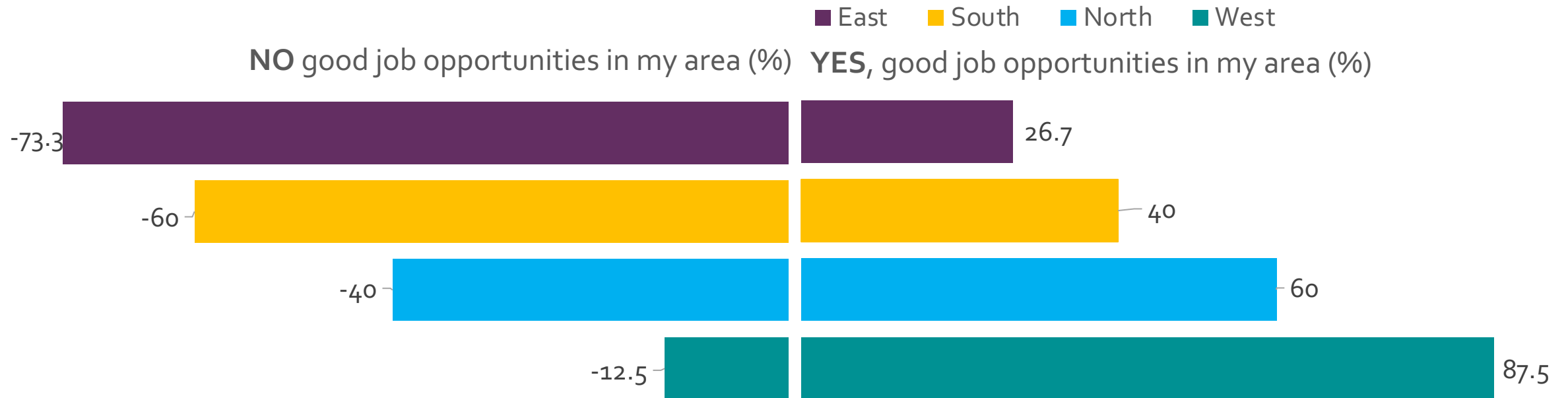
31%

stated homelessness and affordable housing were two of the most important issues in their community.

Background Research

- Urban renewal ended in 1974 yet the ramifications of urban renewal continues.
- As of February 23, 2022, 1,178 are experiencing homelessness and the numbers are rising.

Access to Good Job Opportunities



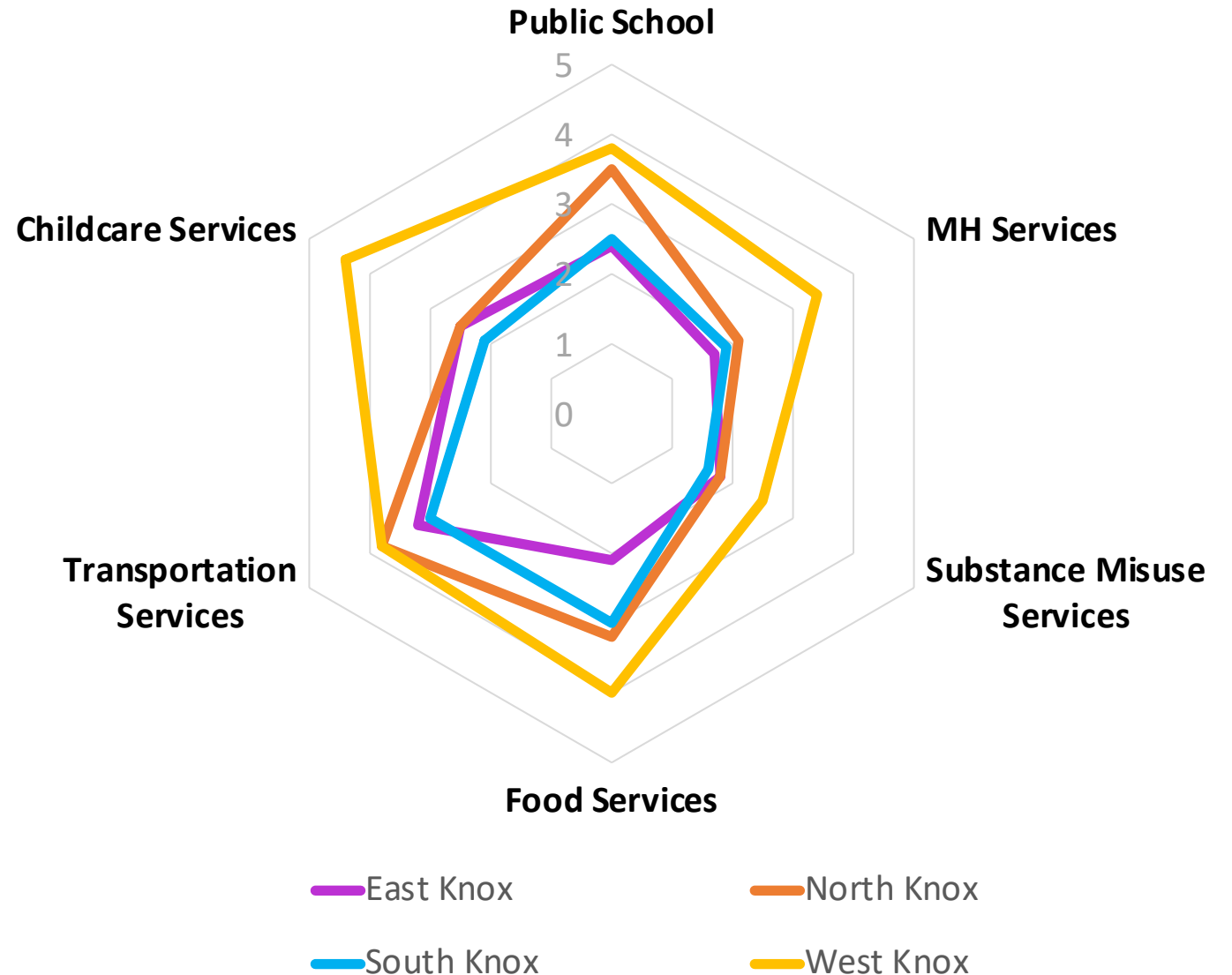
"Need better jobs training to have better job opportunities. A lot of Black businesses are gone from my community. East Knoxville was rich at time with Black wealth."

"Yes, but transportation and knowledge is holding us back."

Rating of Services

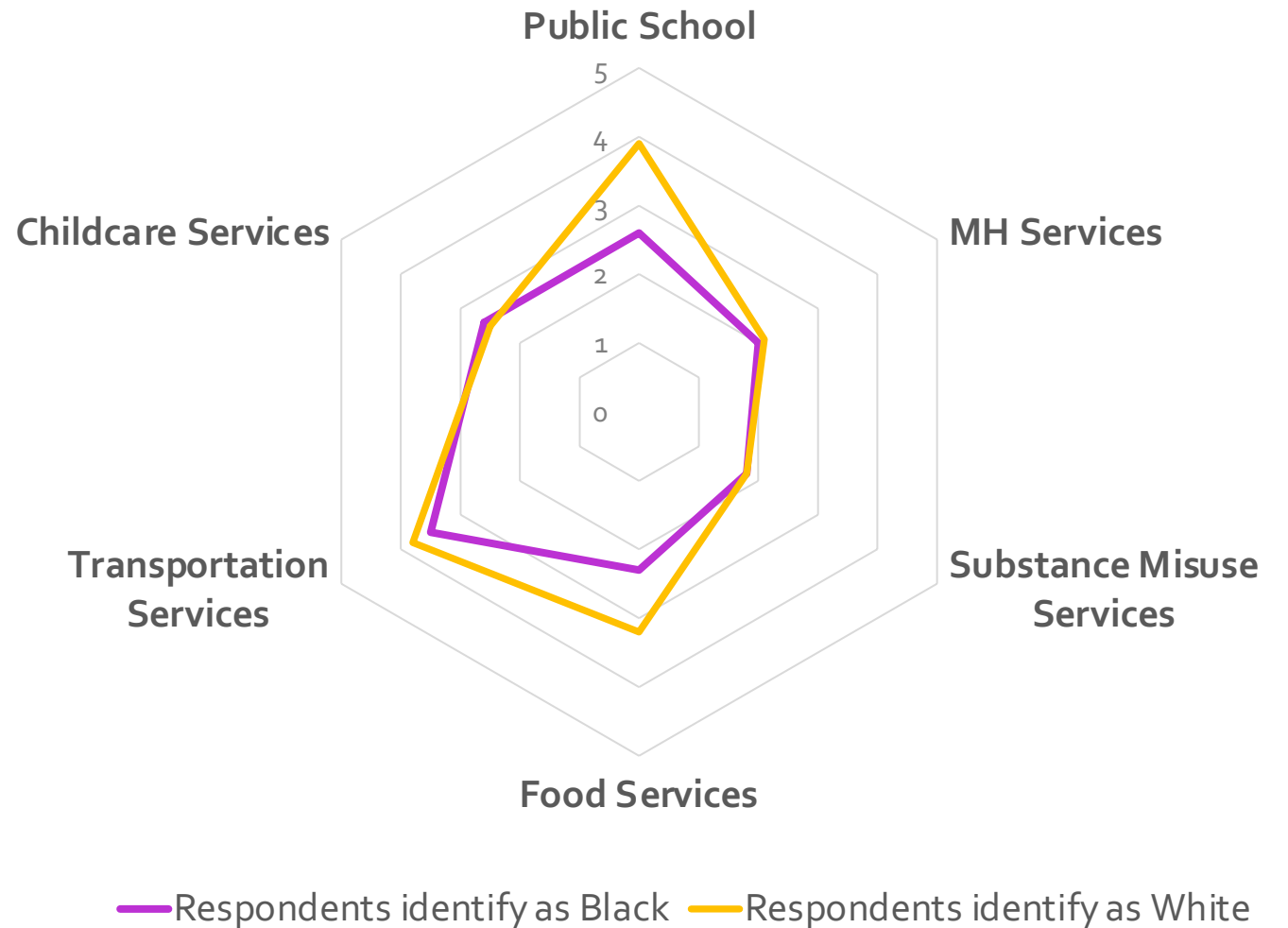
Community members were asked to... *Rate from 1 to 5 the services in your area, with 1 being very poor and 5 being excellent.*

- Overall, people living in West and North Knoxville rated the services better than in East and South Knoxville
- The only service category that received a rating above 3 in East Knoxville was for Transportation services; no services were rated above 3 for those living in South Knoxville
- The lowest rated service across all Knoxville areas was for Substance Misuse services; no area had an average score above 3



Rating of Services by Race

- People who identified as Black or African American rated their Public School and Food Services with lower scores than people who identified as White (by 1.6 and 2 points)
- These differences in means were statistically significant meaning it is unlikely we are observing this difference by chance.



Key Findings or Observations

Lessons Learned

Questions